

JUL 11 2018

ARF-31491
REGULAR SESSION AGENDA
Meeting Date: 07/24/2018

AGENDA ITEM 23

Consent
Treasurer

TITLE: June 2018 Treasurer's Monthly Report

Submitted By: Maria Segura, Treasurer

Originals for signature:

Yes Require Form 1295: N

Date Approved by County Attorney:

NA County Attorney Initials:

Information

SUMMARY OF ITEM:

Approve monthly report submitted by the County Treasurer for June 2018, and authorize advertisement of affidavit of the same, in accordance with Local Government Code 114.026.

FUNDING SOURCE:

Accounting Unit, Project or Grant Name;
Account Name;

Attachments

Treasurer's Monthly Report
Affidavit
CC Order

*- Signed affidavit -
- signed report -
J. Segura*

§114.026. COUNTY TREASURER'S REPORT TO COMMISSIONERS COURT AT REGULAR TERM.

(a) At each regular term of the commissioner's court, the county treasurer shall make a detailed report of:

- (1) money received and disbursed;
- (2) debts due to and owed by the county; and
- (3) all other proceedings in the treasurer's office.

(b) At each regular term of the commissioner's court, the county treasurer shall exhibit the books and accounts of the treasurer's office for the inspection of the court and shall submit the vouchers relating to the books and accounts for audit and approval.

(c) After the commissioner's court has compared and examined the treasurer's report and has determined that the report is correct, the court shall enter an order in its minutes approving the report. The order must separately state the amount received and paid from each fund since the county treasurer's preceding report and any balance remaining in the treasurer's custody. The court shall properly credit the treasurer's accounts.

(d) Before the adjournment of each regular term of the commissioner's court, the county judge and each county commissioner shall give an affidavit stating that the requirements of Subsection (c) have been met at that term. The affidavit must state the amount of the cash and other assets that are in the custody of the county treasurer at the time of the examination. The affidavits must be filed with the county clerk and must be recorded in the minutes of the court for the term in which the affidavits are filed. The affidavits must be published once in a newspaper published in the county if there is such a newspaper or, if the county has an Internet website, on the county's website.

ORDER APPROVING TREASURER'S MONTHLY REPORT

On the 24th day of July, 2018 the Commissioners Court of Fort Bend County met in regular session. Upon motion by Commissioner Meyers, and seconded by Commissioner Morales, the Commissioners Court approved and entered this order.

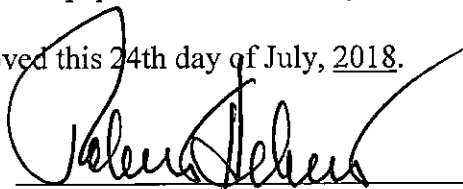
In compliance with Texas Local Government Code §114.026, the Commissioners Court have compared and examined the treasurer's report for the term of June 2018 and have determined that the report is correct. The court hereby approves the report and directs the clerk to enter the order in the minutes of the Court.

This order incorporates the treasurer's report for the term herein above stated (a copy of which report is attached hereto) as though fully expressed herein, said report separately stating the amount received and paid from each fund since the county treasurer's preceding report and any balance remaining in the treasurer's custody.

Further, the affidavits are approved and this Court orders that the same be published once in the newspaper or, on the county's Internet website.

Approved this 24th day of July, 2018.

By:



Robert E. Hebert,
Fort Bend County Judge

FORT BEND COUNTY TREASURER'S MONTHLY REPORT
CASH AND INVESTMENT ACTIVITY
June 30, 2018

FUND	DESCRIPTION	BEGINNING BALANCE	DEPOSITS	WITH-DRAWALS	ENDING BALANCE	INVESTMENTS	TREASURER'S TOTAL ENDING BALANCE
100	General Operating	144,999,864.97	30,495,412.66	37,794,017.07	137,701,260.56	13,068,128.96	150,769,389.52
150	Juvenile Operations	9,171,755.13	234,951.14	1,559,176.66	7,847,529.61	-	7,847,529.61
155	Road & Bridge	16,950,455.20	1,183,901.30	2,153,474.84	15,980,881.66	53,691.22	16,034,572.88
160	Drainage District	13,431,049.61	135,676.43	840,110.67	12,726,615.37	741,989.81	13,468,605.18
165	Lateral Road	1,008,396.14	1,840.81	-	1,010,236.95	-	1,010,236.95
170	Statue Restoration	4,407.52	8.05	-	4,415.57	-	4,415.57
175	City Water Assistance	24,563.75	285.28	-	24,849.03	-	24,849.03
185	Entex Contributions	4.49	0.01	-	4.50	-	4.50
190	H L & P Assistance	104,279.58	188.19	2,411.98	102,055.79	-	102,055.79
195	County Law Library	1,246,954.12	36,292.66	32,680.05	1,250,566.73	-	1,250,566.73
200	Law Enforcement Academy	526,066.08	955.56	18,818.10	508,203.54	-	508,203.54
360	Law Enforcement Training	202,973.44	366.25	3,150.00	200,189.69	-	200,189.69
215	Library Donations	145,199.72	3,866.65	19,522.38	129,543.99	-	129,543.99
225	FBC Asset Forfeiture-Task-State	1,530,485.17	2,788.36	8,344.73	1,524,928.80	-	1,524,928.80
235	Probate Court Training	109,645.06	1,146.54	-	110,791.60	-	110,791.60
245	Alert Program-Juvenile	52,973.13	96.70	-	53,069.83	-	53,069.83
255	D A Asset Forfeiture-Fed.	52.96	0.10	-	53.06	-	53.06
265	Gus George Memorial	4,803.69	8.77	-	4,812.46	-	4,812.46
275	D A Special Fund Run	18,303.05	33.41	-	18,336.46	-	18,336.46
280	Co.Atty.Supplemental Salary	206,212.47	368.82	6,395.37	200,185.92	-	200,185.92

FORT BEND COUNTY TREASURER'S MONTHLY REPORT
 CASH AND INVESTMENT ACTIVITY
 June 30, 2018

290	VIT Interest (Tax Coll)	39,518.54	72.14	-	39,590.68	-	39,590.68
300	FBC Elections	605,585.50	98,270.80	46,822.93	657,033.37	-	657,033.37
305	FBC Asset Forfeic.Task-Fed.	79,938.23	4,925.55	4,888.15	79,975.63	-	79,975.63
310	Sheriff Ofc/Forfei.Assets-St.	479,122.19	2,695.58	2,086.93	479,730.84		479,730.84
315	Sheriff Ofc/Forfei.Assets-Fed.	438,143.75	797.56	3,375.00	435,566.31	-	435,566.31
320	Constable Pct. 2 F/A	22.99	0.04	-	23.03	-	23.03
322	Constable Pct 3 F/A	958.54	1.75	-	960.29		960.29
324	Constable Pct 1 F/A	1,201.42	2.19	-	1,203.61		1,203.61
335	DA Asset Forfeit.-State	236,386.03	4,067.83	10,124.58	230,329.28	-	230,329.28
810	Toll Road Operations	15,544,808.43	16,070,267.06	3,382,307.69	28,232,767.80	16,491,290.19	44,724,057.99
390	Child Protective Service IV-E	72.81	75,694.78	31,001.08	44,766.51	-	44,766.51
402	Hope 3 Program Sales	5,599.05	10.22	-	5,609.27	-	5,609.27
410	Child Support IVD Reimb.	277,835.11	1,994.34	-	279,829.45	-	279,829.45
415	Local Law Enf.Block Grant	11,053.74	18.48	2,107.00	8,965.22	-	8,965.22
440	Supervision	2,617,863.00	1,069,643.25	672,020.61	3,015,485.64	-	3,015,485.64
205	Surface Water Supply Corp.	7,965.81	14.54	-	7,980.35	-	7,980.35
TREA	Treasurer's Account	138,494.93	16,032,110.55	15,371,572.13	799,033.35	-	799,033.35
INVE	FBC Investment Account	-	14,558,000.00	14,558,000.00	-	-	-
850M	Boon-Chapman Medical	3,024,598.13	2,003,646.65	3,554,162.25	1,474,082.53	-	1,474,082.53
850D	Boon-Chapman Dental	1,409,148.30	2,398.31	177,877.50	1,233,669.11	-	1,233,669.11
882	Boon-Chapman 125	109,577.31	61,146.34	52,090.66	118,632.99	-	118,632.99

FORT BEND COUNTY TREASURER'S MONTHLY REPORT
 CASH AND INVESTMENT ACTIVITY
 June 30, 2018

884	Fee Officer's Account	1,455,433.33	2,590,152.78	1,990,016.99	2,055,569.12	500,000.00	2,555,569.12
912	JP Credit Card Processing	45,867.31	303,548.53	290,795.83	58,620.01		58,620.01
908	EMS Credit Card Processing	20,895.49	12,681.23	21,751.78	11,824.94	-	11,824.94
600/605	Debt Service Account	15,804,156.08	180,450.61	99,023.95	15,885,582.74	-	15,885,582.74
GAS	FBC Fuel Account (Susser)	253,879.36	77.25	253,879.36	77.25	-	77.25
332	Fire Marshal St. Ass't. Forfeiture	671.78	1.23	-	673.01	-	673.01
JP04	JP #4 E-Filing	2,249.51	8,488.95	6,279.51	4,458.95	-	4,458.95
DACC	D A Credit Card Processing	406.73	3,296.61	2,579.27	1,124.07	-	1,124.07
PTCC	Public Transportation Credit Cards	1,230.62	1,732.63	2,047.48	915.77	-	915.77
CSCD	CSCD Credit Card Account	101,568.93	117,693.84	117,747.33	101,515.44	-	101,515.44
LBCC	Library Credit Card	1,427.11	15,613.90	13,330.09	3,710.92		3,710.92
JUCC	Juvenile Credit Card	531.12	3,385.65	2,653.16	1,263.61		1,263.61
815	Grand Pkwy Toll Road Ops	6,630,115.52	5,349,589.12	2,578,907.85	9,400,796.79	4,631,614.16	14,032,410.95
145	Emergency Svc Dist 100	5,623,799.66	10,266.13	-	5,634,065.79	945,075.64	6,579,141.43
130	Assistance Dist Number 1	19,909,801.88	321,456.31	25,650.06	20,205,608.13	87,340.40	20,292,948.53
131	Assistant District Number 2	1,696,080.03	113,157.75	1,100.00	1,808,137.78		1,808,137.78
133	Assistant District Number 4	925,700.35	27,362.00	425.00	952,637.35		952,637.35
134	Assistant District Number 5	162,724.55	5,056.27	425.00	167,355.82		167,355.82
135	Assistant District Number 6	2,735,901.65	117,855.56	9,099.54	2,844,657.67		2,844,657.67
136	Assistant District Number 7	112,516.36	32,985.86	2,300.00	143,202.22		143,202.22
137	Assistant District Number 8	11,526.21	1,776.98	-	13,303.19		13,303.19

FORT BEND COUNTY TREASURER'S MONTHLY REPORT
 CASH AND INVESTMENT ACTIVITY
 June 30, 2018

138	Assistant District Number 9	372,800.69	51,072.24	1,700.00	422,172.93		422,172.93
139	Assistant District Number 10	-	-	-	-		-
140	Assistant District Number 11	-	-	-	-		-
805	Grand Pkwy Toll Rd Rev Bond	2,771,114.52	5,058.61	-	2,776,173.13		2,776,173.13
206	Industrial Development Corp.	93,157.78	170.06	-	93,327.84		93,327.84
CCCS	Non Fee Officer CC Clearing Acct	96,133.00	63,276.31	131.14	159,278.17		159,278.17
802	Sr. Lien Toll Rd Rev Bonds 2016	19,738,118.69	856,448.08	1,562,139.68	19,032,427.09		19,032,427.09
JPMT	Juror Payments	20,036.21	21.92	18,569.99	1,488.14		1,488.14
	Engineering Permitting E-Check	3,215.03	786.89	5.03	3,996.89		3,996.89
207	FBC Historical Commission	5,331.48	9.70	128.69	5,212.49		5,212.49
208	East FBC Development	-	-	-	-		-
742	Facilities Bonds 2016	4,860,075.20	5,629.03	2,555,408.97	2,310,295.26	227,381.90	2,537,677.16
744	Mobility Bonds 2016	5,867,837.56	6,074,630.54	5,081,963.48	6,860,504.62	189,505.73	7,050,010.35
748	Mobility Bonds 2017	-	-	-	-		-
750	Mission Bend/Four Corners	9,366,898.42	16,696.41	396,031.89	8,987,562.94		8,987,562.94
JE11	JP 1-1 E-Filing	1,460.00	5,476.58	4,763.00	2,173.58		2,173.58
JE12	JP 1-2 E-Filing	552.45	1,270.44	1,709.45	113.44		113.44
JE02	JP 2 E-Filing	3,733.70	10,395.48	8,727.20	5,401.98		5,401.98
JE03	JP 3 E-Filing	731.58	10,543.02	6,500.58	4,774.02		4,774.02
752	FBC Westpark Extension	9,939,331.38	15,815.06	1,858,385.29	8,096,761.15		8,096,761.15
758	2018 Mobility Projects	60,371,301.14	110,206.54	-	60,481,507.68		60,481,507.68

FORT BEND COUNTY TREASURER'S MONTHLY REPORT
CASH AND INVESTMENT ACTIVITY
June 30, 2018


Total	383,774,651.50	98,528,101.75	97,220,714.95	385,082,038.30	36,936,018.01	422,018,056.31
--------------	-----------------------	----------------------	----------------------	-----------------------	----------------------	-----------------------

AFFIDAVIT


} State of Texas
} County of Fort Bend

The members of Commissioners Court of Fort Bend County state as follows:


The requirements of Subsection (c) of Texas Local Government Code, § 114.026 have been met for the term of June 2018. The amount of cash and other assets in the custody of the County Treasurer at the time of examination are: Cash, \$385,082,038.30 and other assets (Investments and Pools) \$36,936,018.01.



Robert E. Hebert, County Judge




Vincent Morales, Commissioner, Precinct 1



Grady Prestage, Commissioner, Precinct 2



W. A. "Andy" Meyers, Commissioner, Precinct 3




James Patterson, Commissioner, Precinct 4

ATTEST:



Laura Richard, County Clerk



Date: 07-24-2018